



Department of Statistics
M A L A Y S I A

6th INTERNATIONAL CONFERENCE ON BIG DATA FOR OFFICIAL STATISTICS

Monitoring the socio-economic impact of Covid-19 (including use of timely, high-frequency and experimental data)

Dr. Mohd Uzir Mahidin
Chief Statistician Malaysia
Department of Statistics, Malaysia

Date: 1 September 2020 (Tuesday)
Time : 9.00 am - 10.30 am (Malaysia Time)
10.00 am – 11.30 am (Korean Time)



#MyCensus2020

7.7.2020

Make Sure You're
COUNTED



MYSTATS
DAY

20 OCT



2016 - 2030



@StatsMalaysia
@MyCensus2020



www.dosm.gov.my

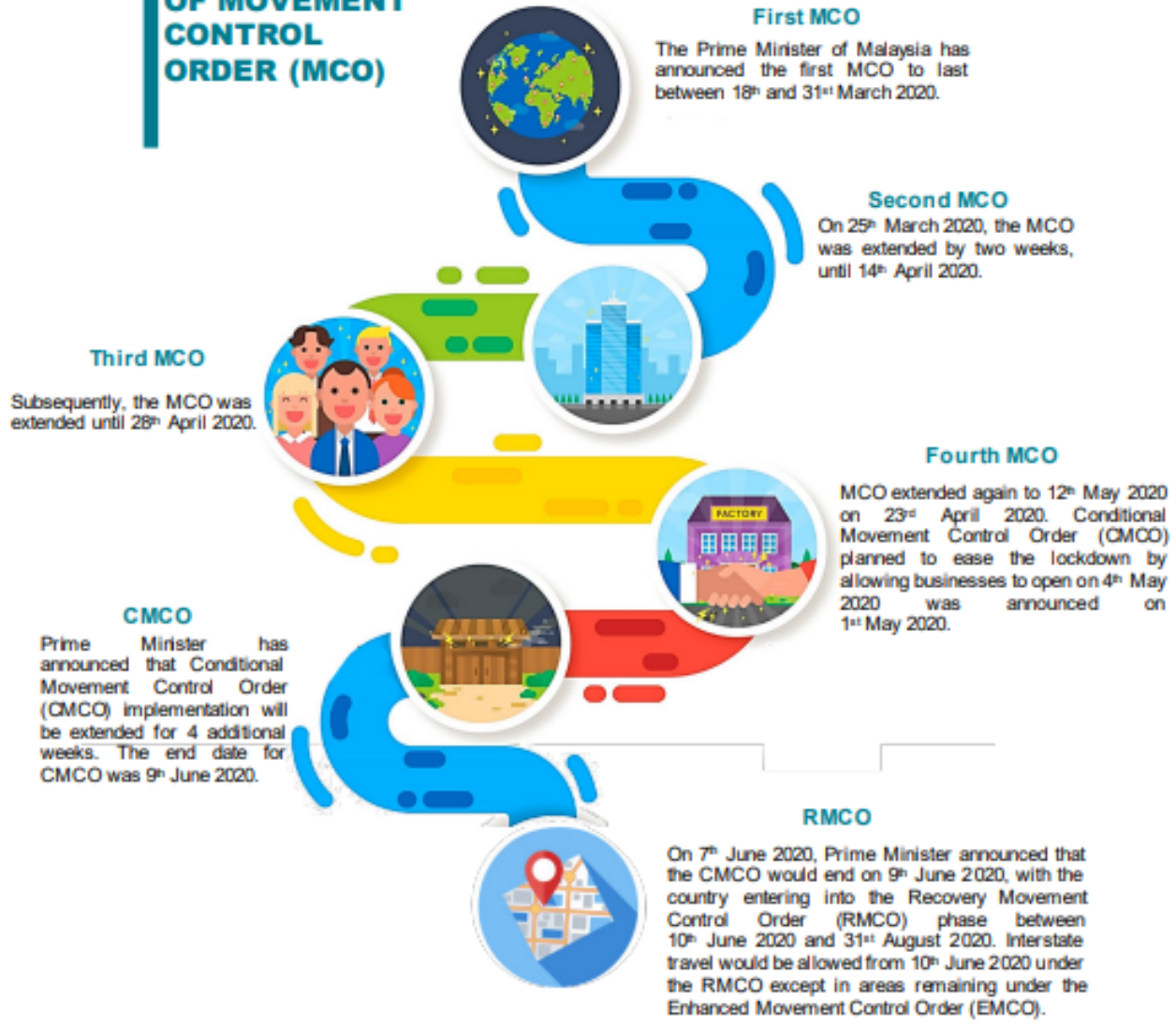


www.mycensus.gov.my



MOVEMENT CONTROL ORDER

CHRONOLOGY OF MOVEMENT CONTROL ORDER (MCO)



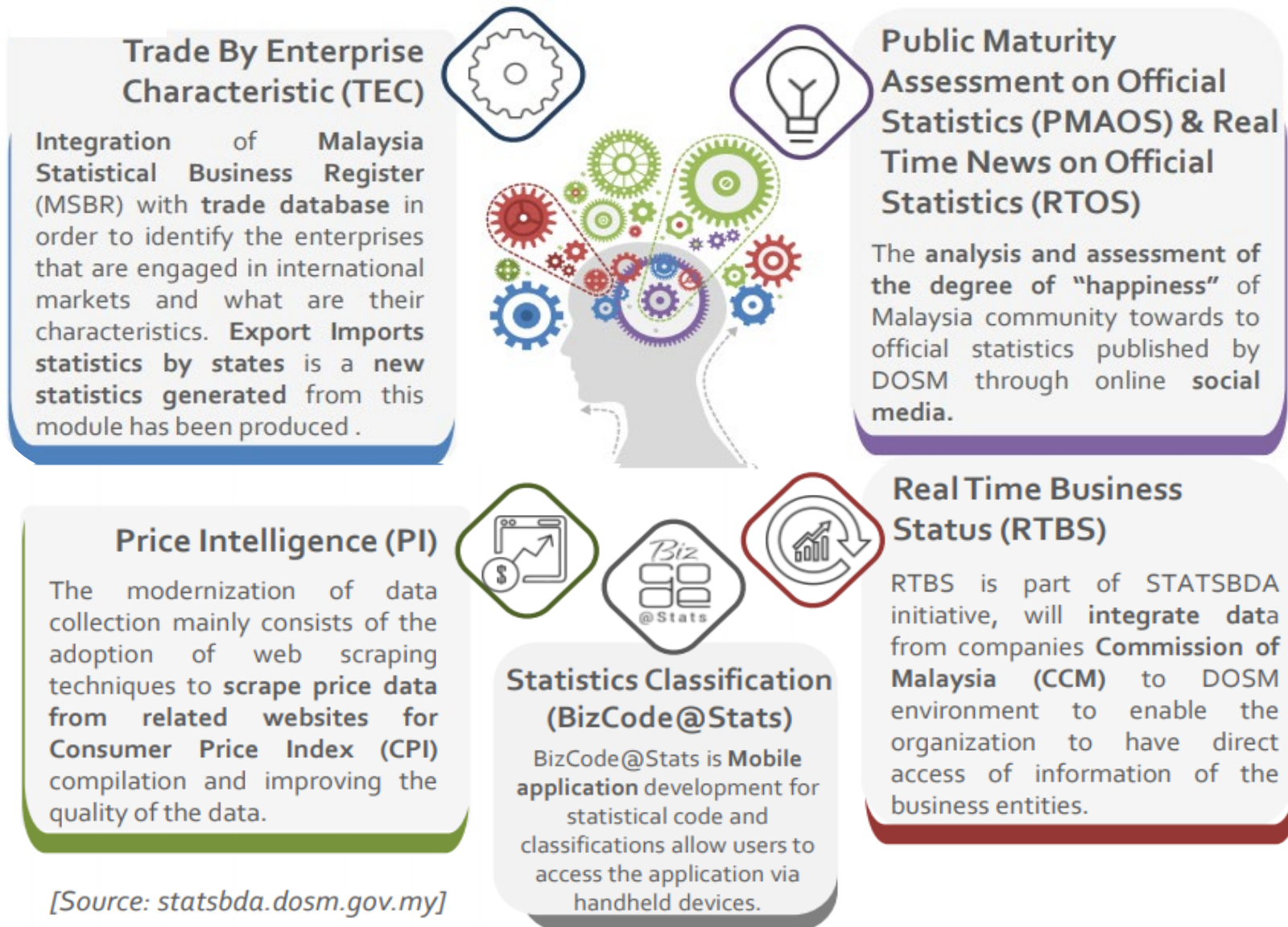
RMCO is extended until 31 December 2020



Department of Statistics Malaysia (DOSM) embarking on **Statistical Big Data Analytics (STATSBDA)** project and digitalization of data collection and dissemination.

The objectives of STATSBDA are :

- 1) To modernise the data collection;
- 2) To allow high accuracy;
- 3) To reduce respondents' burden;
- 4) To use as supplements for existing data in production of certain statistics; and
- 5) To produce new statistics indicators.



[Source: statsbda.dosm.gov.my]



A modernisation of data collection tools for improving the quality of Consumer Price Index (CPI) in Malaysia.

1 Modernization of data collection tools

Adoption of web scraping techniques

- Automated processes implemented using a web crawler

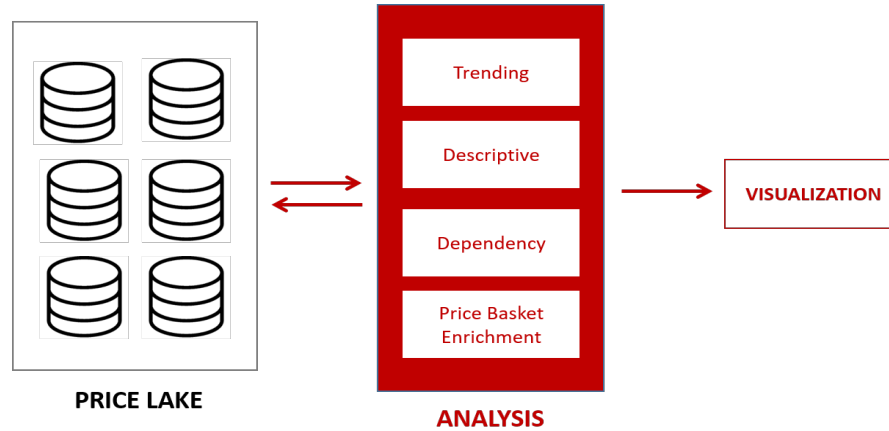
2 Data is gathered and copied from the web

A collection of automated and semi automated techniques

3 Data retrieval and analysis

Discovering;

- Previously unknown patterns in data; and
- Relationship that can be used for prediction of user-relevant quantiles



The Price Intelligence Module encompasses:

- Price Frequency,
- Distribution of Average Price by Strata Category,
- Trend of Average Price by Strata Category,
- Trend of Average Price by State,
- Price Distribution by State,
- Average Price by State and Price Mode.




❑ The **global food trade** has impacted many countries in terms of demand and supply due to COVID-19. Food production was disrupted due to government restrictions and caused widespread concern about the need for commodities for adequate daily living and rising commodity prices.

❑ DOSM has **created a landing page** showing the **average price change for selected items** recorded during the MCO.

❑ To facilitate public understanding, the prices of selected goods such as fruits, vegetables and livestock products are displayed using an interactive infographic.



- *Import of Bovine Meat, 2000-2019*
- *Malaysia's Import of Selected Food Products*
- *Malaysia's Imports of Selected Food Products and Top Origin Countries 2019*
- *Malaysia's Import of Selected Vegetables and Top Origin Countries 2019*
- *Malaysia's Imports of Selected Vegetables*
- *Malaysia's Imports of Selected Fruits*
- *Malaysia's Imports of Selected Livestock Products*
- *Malaysia's Imports of Selected Livestock Products and Top Origin Countries 2019*
- *Malaysia's Imports of Selected Fruits and Top Origin Countries 2019*
- *Malaysia's Imports of Selected Fishery Products*
- *Malaysia's Imports of Selected Fishery Products and Top Origin Countries 2019*



- ✓ New reports statistics also have been released successfully during the COVID-19 pandemic crisis.
- ✓ DOSM managed to release **new daily / weekly reports or statistics** based on the government requirements to assist countries in the COVID-19 pandemic crisis. Among the report we produced are:

1. Statistics & Info-Media

- Summary of daily news coverage based on local and international news agencies on COVID-19 issues and connecting the effects of current economic conditions.

2. Selected Key Macro Statistics

- Newsletter on Selected Key Macro Statistics (70 series)** were released since the MCO was introduced in Malaysia via DOSM's portal and social media using the **infographic**.
- The compilation covered stock market indexes, currencies, Petroleum, Palm Oil, Rubber Prices and Financial related information that was presented in the **form of daily, monthly, quarterly and annual key macro statistics** that **highlight the major tendencies of the nation's socioeconomic development**.

3. DOSM Intelligence Stats No.1 to No.56/2020; Intelligence Report by State Zone; Special Bulletin

- DOSM also furnished information on the state and sectoral overview on the impact of pandemic COVID-19 and the Movement Control Order (MCO) to Economic Action Council and policy maker.

4. Current Statistics: COVID-19 by States in Malaysia

- Special landing page** in portal was developed by DOSM as an initiative to inform the public about the status of COVID-19 outbreak in Malaysia based on official data from the Ministry of Health Malaysia and media agencies.
- The real-time statistics are presented using an **interactive visualisation or infographic** to help the public to grasp the information.





- ❑ Special Survey Effects of Covid-19 on the Economy and Individual’- Round 1 & 2; and
- ❑ Special Survey ‘Effects of Covid-19 on the Company and Business Firms’- Round 1
 - ✓ conducted online to determine the effects of Covid-19 pandemic to the economics in Malaysia.
 - ✓ The survey was carried out for the period of March-May 2020.

METHODOLOGY OF THE SURVEY

- ❑ The methodology of all surveys are without neglecting the security aspects and government recommendations in curbing of the Pandemic Covid-19.
- ❑ DOSM reshape the modus operandi of surveys and information collected.
- ❑ Surveys are conducted online and participation is voluntary based on qualitative individual views.
- ❑ Sampling method used is Non-Probability Sampling (Convenience Sampling)

DISCLAIMER

- ❑ The analysis presented are based on respondents who participated in this survey and cannot be generalised to represent the views of all Malaysians.
- ❑ It should be interpreted with caution to assess the impacts of Covid-19 in Malaysia and not as official statistic.
- ❑ However, it can be used to support in reflecting the current situation



Virtual Press Conference through FB Live & Skype

-platform for DOSM to announce the Statistics Publication based on the Advanced Release Calendar (ARC) 2020

Stats Alert

-**148 Stats Alert** were released widely aimed in educating and alerting the public to the statistics released by the Department

Newsletter

-**77 Newsletter** were issued covering various social and economic fields that illustrate the economic and social condition in the nation

Blog Writing

DOSM also encouraged officers from State Offices and Subject Matter Division (SMD) for technical **Blog Writing** including topics on the COVID-19 pandemic outbreak.

share all this **experiences and practices** at the **UNECE** webpage on **COVID-19 responses**



Department of Statistics
M A L A Y S I A

THANK YOU

POPULATION & HOUSING
**CENSUS
MALAYSIA 2020**
YOUR DATA IS OUR FUTURE



#MyCensus2020
7.7.2020

Make Sure You're
COUNTED

For More Info : www.dosm.gov.my
www.mycensus.gov.my



20 OCT



2016-2030





Department of Statistics
M A L A Y S I A

ADDITIONAL INFORMATION: Survey Findings



MYSTATS
DAY

20 OCT



2016 - 2030



@StatsMalaysia
@MyCensus2020



www.dosm.gov.my



www.mycensus.gov.my



- Special Survey 'Effect of Covid-19 on the Economy and Individual' - Round 1, which was conducted online by the Department of Statistics, Malaysia for the period 23rd - 31 March 2020
- This survey consists of 3 modules and 21 questions
- A total of 168,182 respondents aged 15 years and above has participated in this survey
- The survey are based on respondent's feedback that includes qualitative personal opinion on **economics**, **employment** and **spending pattern**.

More than **two-third (71.4%)** of **self-employed respondents** have sufficient savings for less than 1 month.

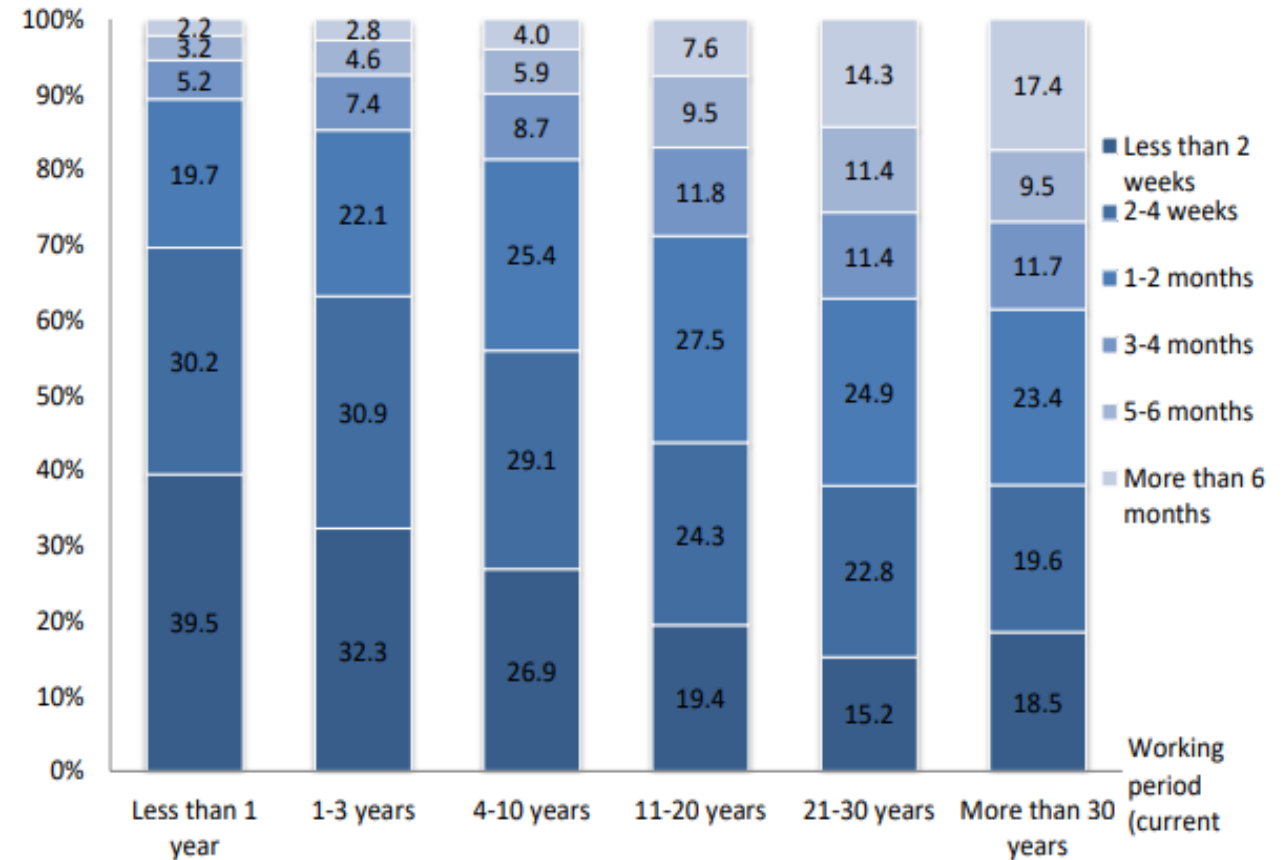
77.2 per cent of employers and **82.7 per cent** private employees have sufficient financial savings up to 2 months.

Meanwhile, **78.9 per cent** of **Government Link Companies (GLC) employees** and **75.2 percent** of **Multinational Companies (MNC) employees** have sufficient financial savings up to 4 months.



- ❑ **69.7 per cent of those working less than 1 year and 63.2 per cent of those working between 1-3 years reported that their financial savings will run out in less than 1 month respectively.**
- ❑ 25.4 per cent of those working 4-10 years and 27.5 per cent of those working 11-20 years have sufficient savings up to 2 months.
- ❑ Meanwhile, **11.4 per cent of those working 21-30 years and 11.7 per cent of those working over 30 years have sufficient financial savings up to 4 months**

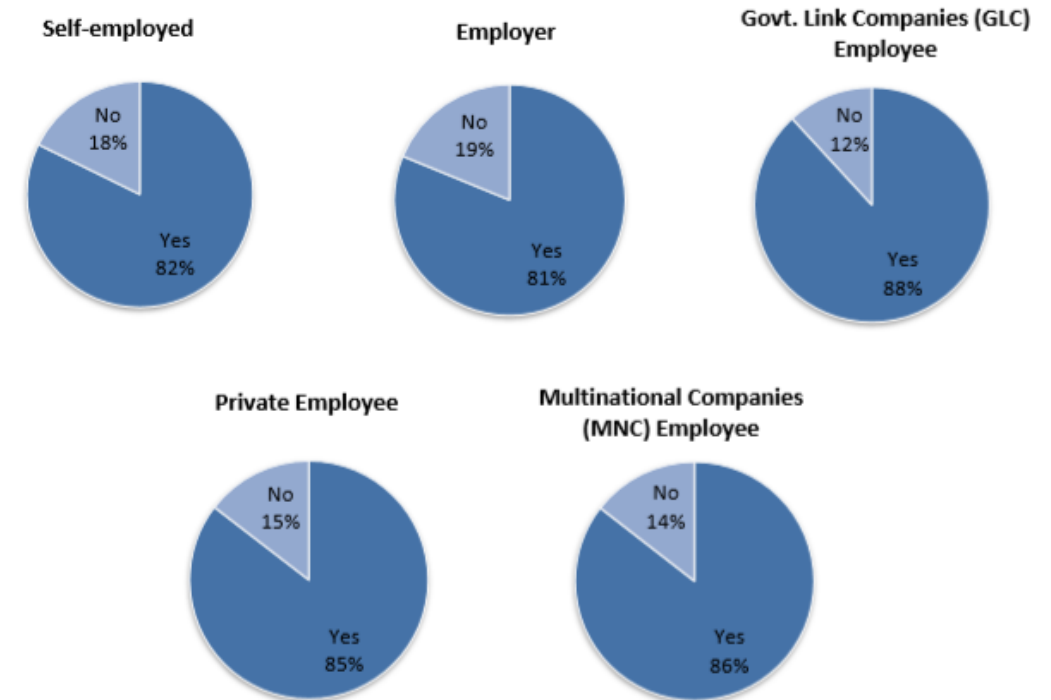
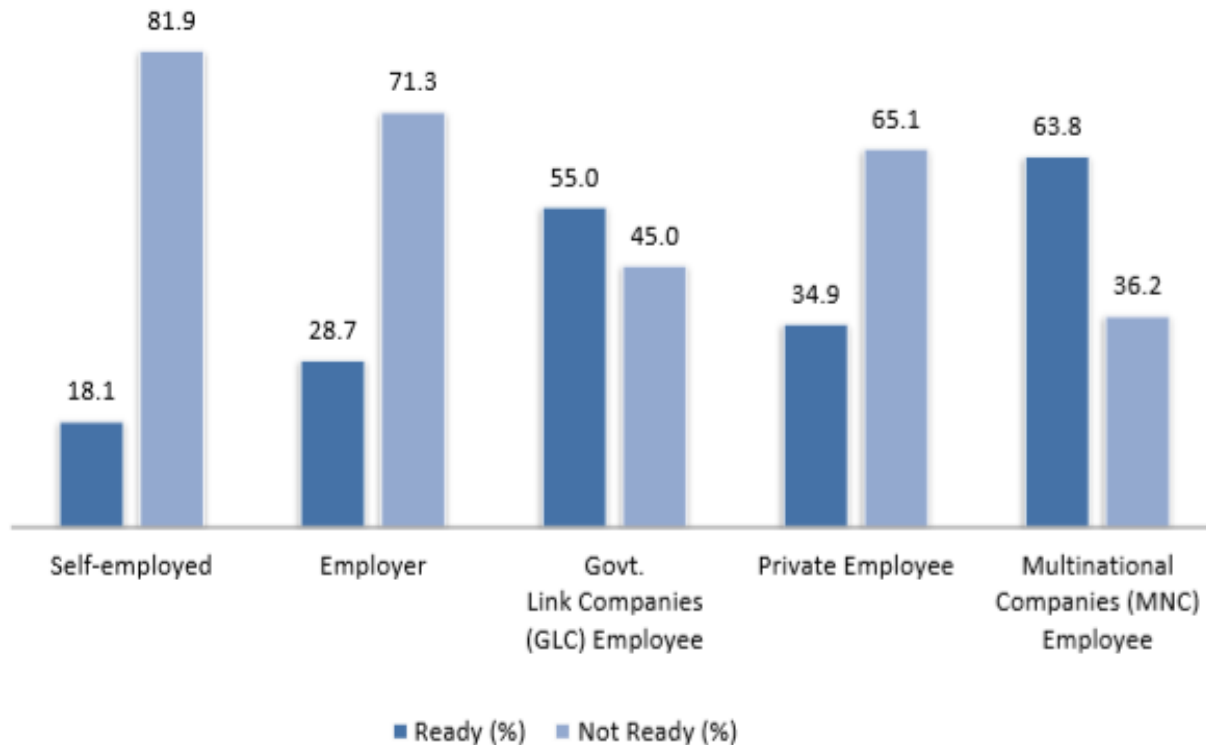
Savings readiness duration by employment status and service years



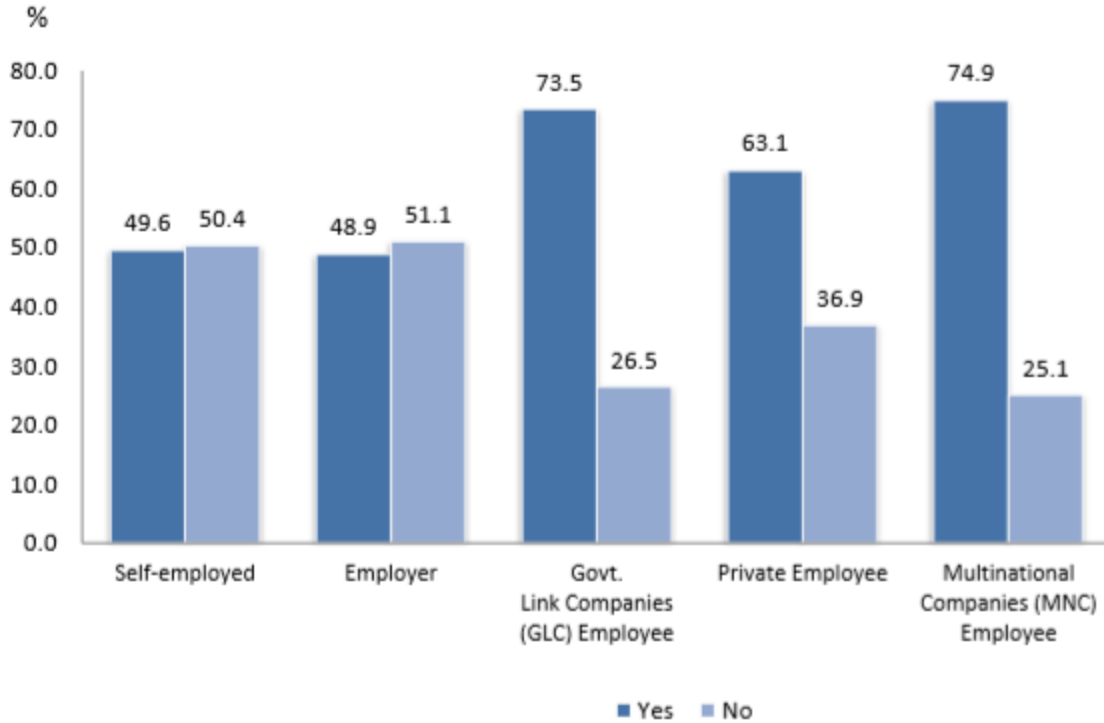
- Majority of the employees are unprepared if the Movement Control Order is extended except for those working in GLCs and MNCs

Overall, **84.4 per cent** of employees are **aware** that the **Government is providing financial assistance** for those employees who had to take unpaid leave following the COVID-19 outbreak.

Financial readiness if movement control order extended

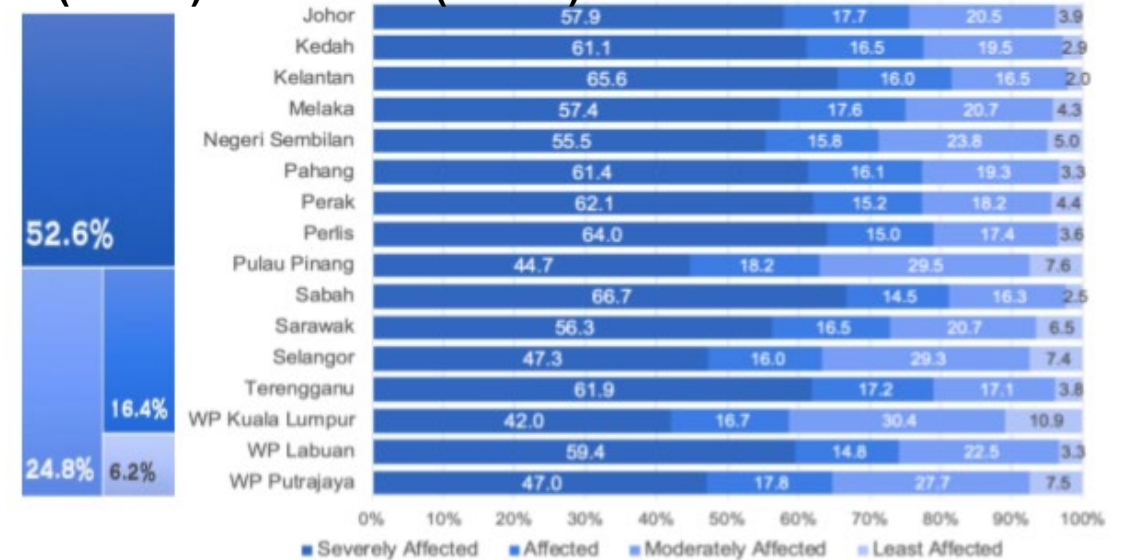


Only MNCs and GLCs employees are financially prepared if Total Lockdown is enforced with 74.9 per cent and 73.5 per cent respectively



Only 6.2 per cent of the respondents were financially less affected in facing Movement Control Order (MCO) while 52.6 per cent of respondents informed that they were affected during MCO.

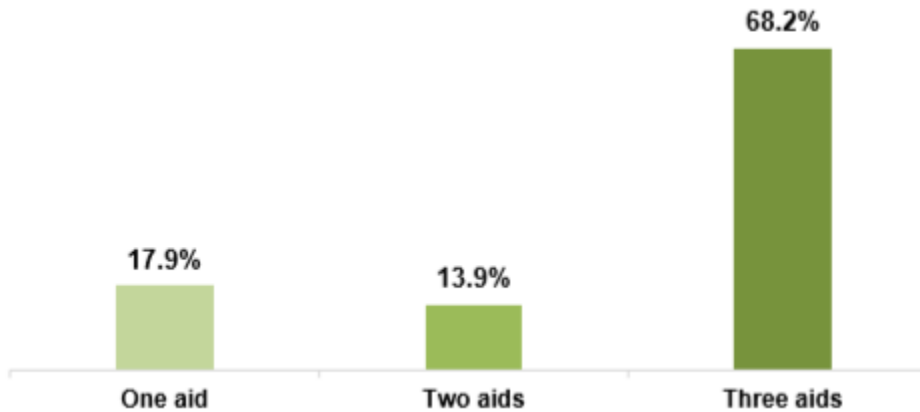
Among the states that were heavily effected during MCO are Sabah (66.7%), followed by Kelantan (65.5%) and Perlis (64.0%).



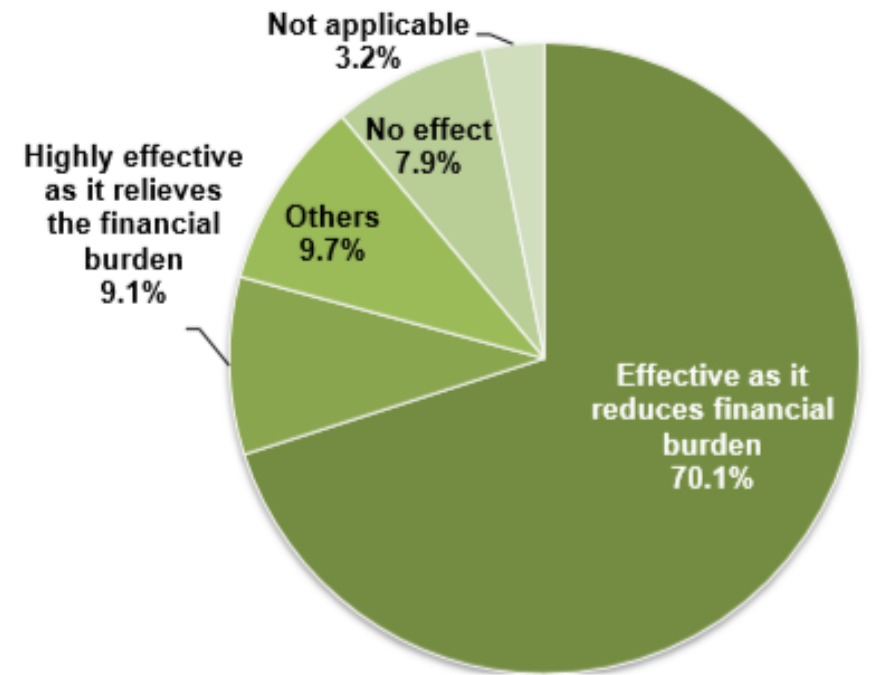
- Special Survey 'Effect of Covid-19 on the Economy and Individual' - Round 2, which was conducted online for the period **10 - 24 April 2020**.
- This survey consists of 4 modules and 36 questions.
- A total of 41,386 respondents aged 15 years and above has participated in this survey
- The analysis presented are based on respondent's feedback that includes qualitative personal opinions on economy, employment, lifestyle, and education.



Majority respondents (**96.8%**) benefited from the **Economic Stimulus Package Prihatin Rakyat (PRIHATIN)** announced by the Prime Minister on March 27, 2020, of which **68.2% of respondents received three forms of assistance**, 13.9% received two and 17.9% received only one

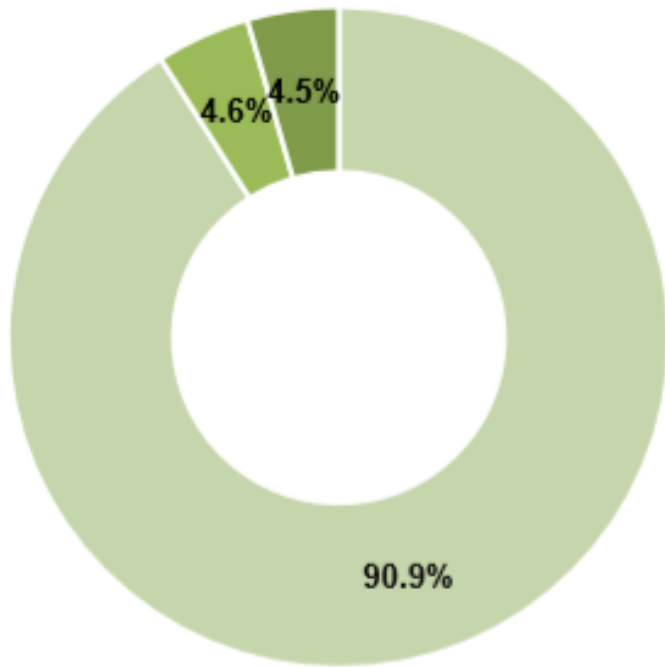


70.1 per cent of respondents said that the stimulus package was effective as it **reduced financial burden** and **9.1 per cent** was highly effective as it could **eliminate the financial burden** faced during the MCO period.





90.9% of respondents reckoned that **priority was given to health and life**, followed by income (4.6%) and normal life (4.5%)



- Health & Life
- Income (jobs / businesses / enterprises)
- Return to normal life

96.1% of respondents were satisfied with the services of front liners and government health facilities in tackling COVID-19

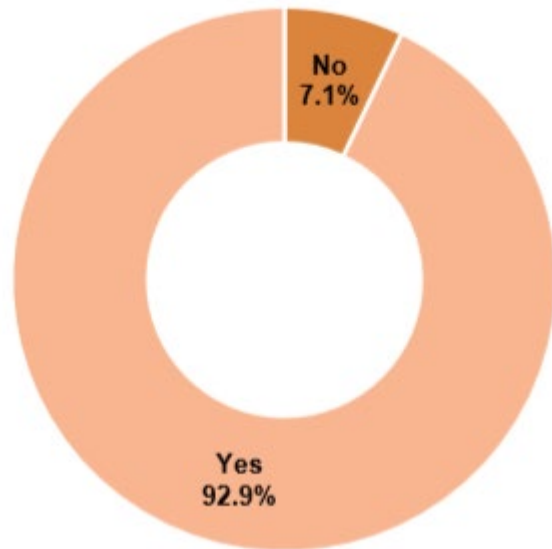
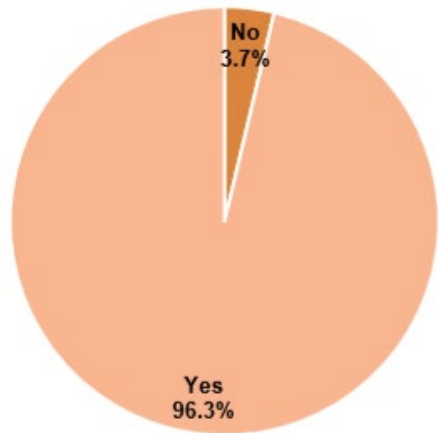


Perception on Health Care Workers (Frontliners) and Government-Provided Health Facility in Handling COVID-19





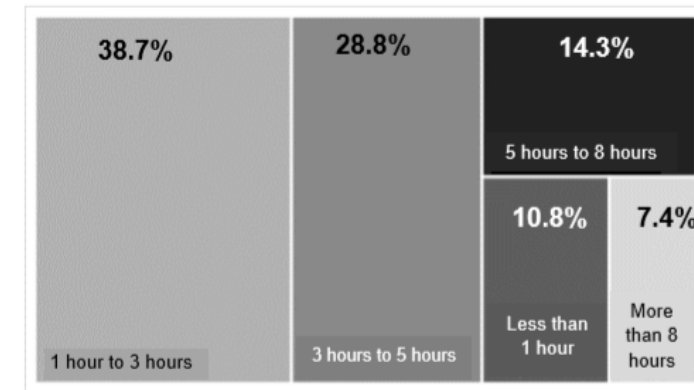
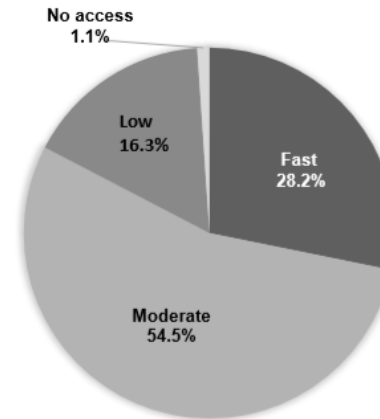
The outbreak of **COVID-19** influenced the **lifestyle** of **96.3%** of respondents and **92.9%** of respondents are **willing to adapt** to the new norm after the MCO.



54.5% said that the level of internet access for online learning was moderate.

67.5 per cent of respondents/ school children **accessed online learning session on average 1 to 5 hours daily** during the MCO period.

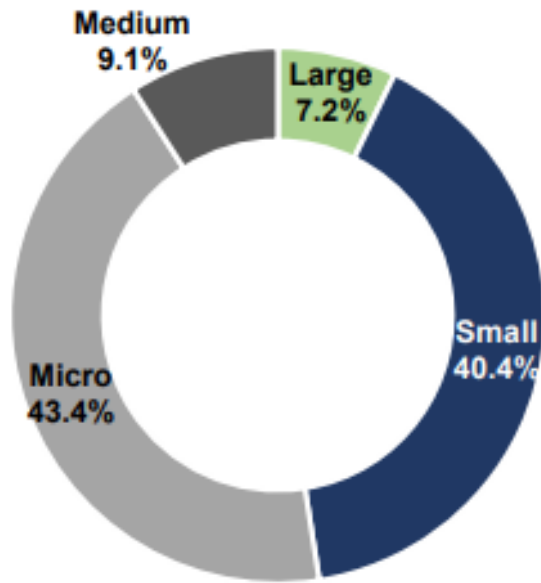
46.3% of respondents said **internet access time for online learning was faster during the day between 7am and 12pm.**



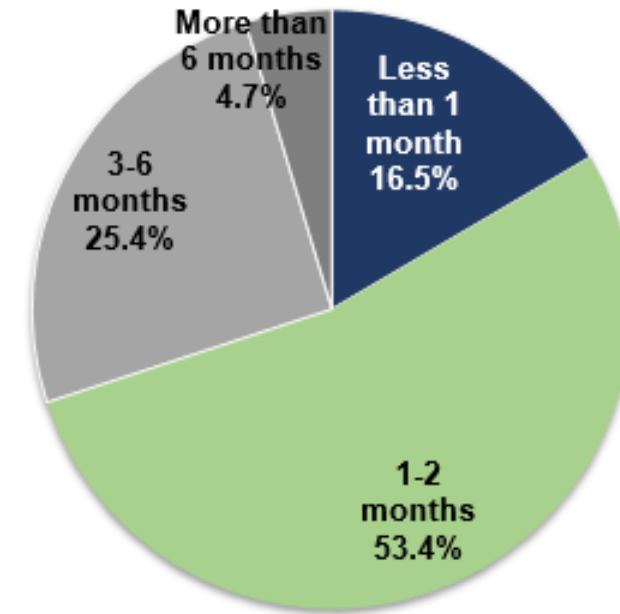
- ❑ Special Survey 'Effect of Covid-19 on the Economy and Companies/Business Firms' - Round 1, was conducted online for the period 10 April - 1 May 2020.
- ❑ A total of 4,094 company/business firms has participated in this survey.
- ❑ The analysis presented are based on companies/business firm's feedback that includes qualitative opinion on the effects of COVID-19 on the economics and employment.



Micro-scale companies/ business firms were the **highest respondents** in this survey with **43.4 per cent**, followed by small-scale companies/business firms (40.4%) and medium and large-scale at 9.1 percent and 7.2 per cent respectively.

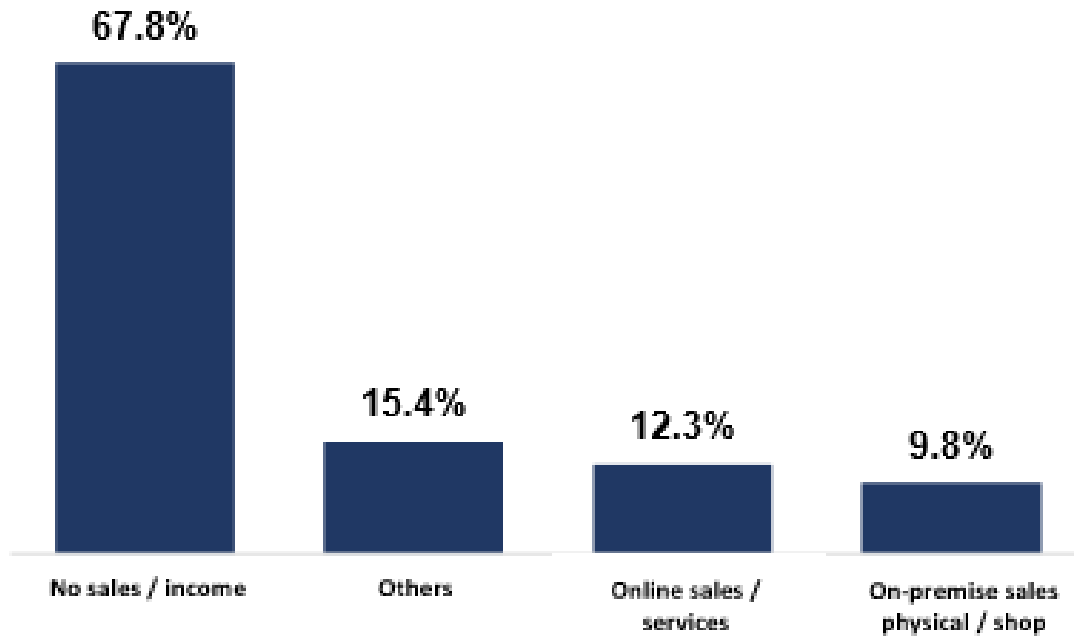


53.4 per cent of companies / business firms can only survive for 1 to 2 months if they continue to provide full paid / half paid leave to employees





67.8 per cent of respondents stated that **no sales/ revenue during MCO**. Meanwhile, **12.3 per cent** of companies/ business firms **earn revenue through online sales/ services** and **9.8 per cent** from **on premise sales physical/ shop**.

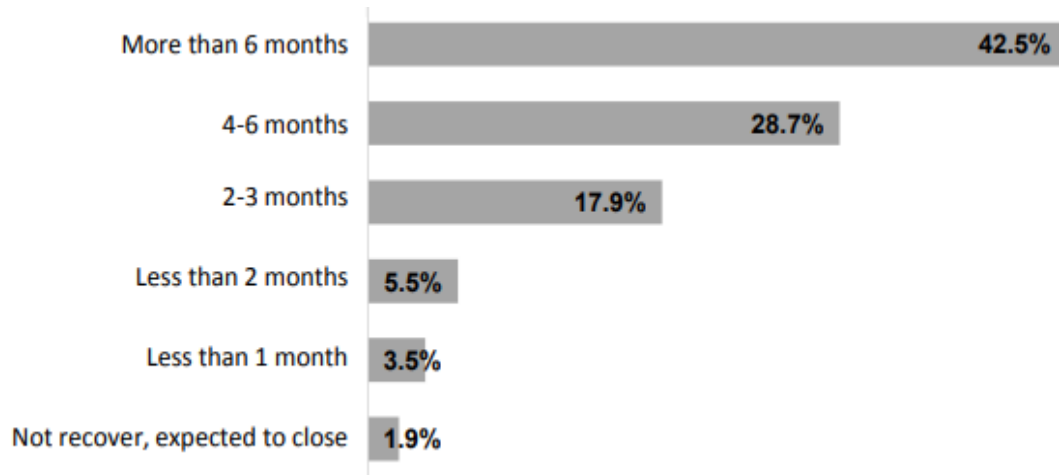


88.8 per cent of respondents from **Private Limited Company category** had faced issues/ challenges in salary payment. Otherwise, **Sole Proprietorship** stated that the **main challenge was no customers by 70.7 per cent** followed by salary payment (62.5%).

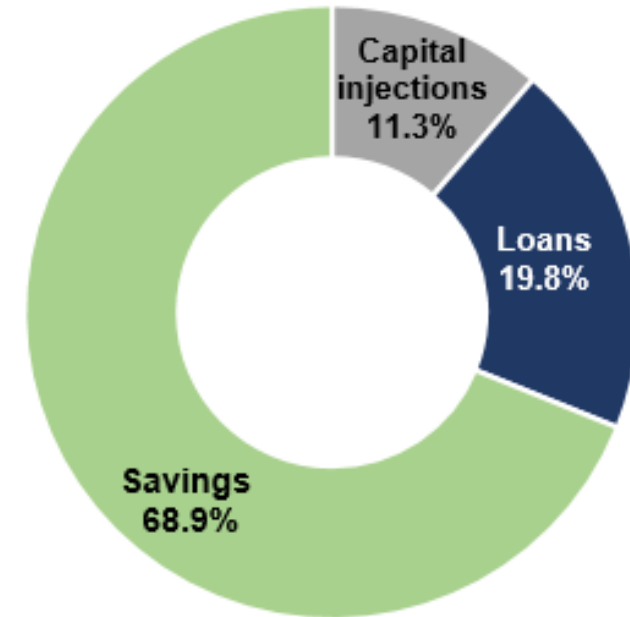
Legal Entity	Employees payout	Lack of customers	Premise rental payment
Overall	76.6%	65.5%	61.4%
Sole Proprietorship	62.5%	70.7%	60.5%
Partnership	76.5%	68.8%	68.4%
Private Limited Company	88.8%	63.2%	63.5%



42.5 per cent of respondents estimated that it would **take more than 6 months for their companies/business firms to recover** and back to business as usual. Meanwhile, 28.7 per cent of respondents estimated they require 4-6 months. In contrast, **1.9 per cent** of respondents said **companies/business firms would not recover** and **expected to close down** their businesses.



68.9 per cent of companies/ business firms' operating costs or working capital during the MCO period **were from savings**. Meanwhile, 19.8 per cent through loans and 11.3 per cent were capital injections





83.1 per cent of companies/ business firms **required financial assistance / subsidies from the Government**. This was followed by reduction in **company tax or any related taxes (67.0%)**. 39.1 per cent indicated they needed deferment of loan repayments and amendment of policies / related laws (30.6%).

